

## Spin Dryers

### Vegetable Dryer, 5kg - Automatic cycle

ITEM # \_\_\_\_\_

MODEL # \_\_\_\_\_

NAME # \_\_\_\_\_

SIS # \_\_\_\_\_

AIA # \_\_\_\_\_



601837 (EL40F)

Vegetable Dryer, 5 Kg. -  
Automatic cycle -  
230-400V/1/50-60

#### Short Form Specification

##### Item No. \_\_\_\_\_

Body in stainless steel and basket in high quality resin. Fully opening plastic lid, equipped with a micro switch to stop the machine if lid is opened. Two cycles: "automatic" which alternates rotation with several sudden stops (for all vegetables); "manual" thanks to the adjustable timer up to 59 minutes (for delicate vegetables). Flat and waterproof touch button control panel. Rotation speed: 450 rpm. Residual water is eliminated through an outlet pipe. IP55 and IP34 protection. Supplied with 32 litre basket. Load capacity: 5 kg- 9 lettuce heads.

#### Main Features

- Spin drying cycle with short drying time (1 to 2 minutes).
- "Automatic" cycle alternates rotation to several sudden stops, suitable for all vegetables.
- "Manual" cycle uses adjustable timer up to 59 minutes, to be used for delicate vegetables.
- Outlet pipe eliminates residual water.
- Timer with digital display and countdown.
- Safety device stops the machine when the cover is opened.
- Electrical braking system to stop basket rotation in a matter of seconds at the end of the cycle or when lid is opened.
- Heavy vegetables load per cycle: 5 Kg
- Light vegetables load per cycle: 9 units of lettuce heads.

#### Construction

- Stainless steel body.
- Resin basket, 32 liters in capacity.
- Basket rotates at approximately 450 rpm.

#### Included Accessories

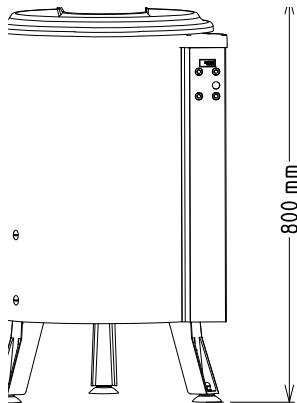
- 1 of Basket for 5 kg vegetable PNC 653131 dryer

#### Optional Accessories

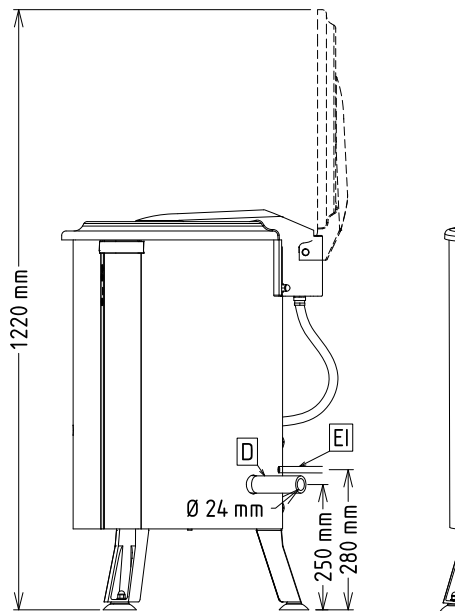
- Basket for 5 kg vegetable PNC 653131 ☐ dryer

APPROVAL: \_\_\_\_\_

Front

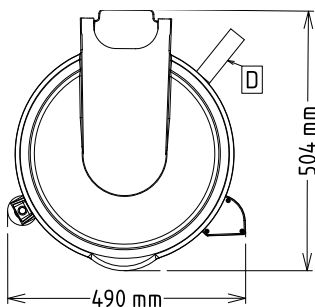


Side



D = Drain  
 EI = Electrical inlet (power)

Top



### Electric

Supply voltage:	220-240 V/1N ph/50/60 Hz
Electrical power, max:	0.37 kW
Total Watts:	0.37 kW

### Key Information:

External dimensions, Width:	460 mm
External dimensions, Depth:	540 mm
External dimensions, Height:	800 mm
Shipping weight:	47 kg
Well Capacity:	40 lt
Usable well capacity:	40 lt
Load per cycle - light vegetables:	9 units of lettuce
Load per cycle - heavy vegetables:	